


Problem



Given two disjoint camera views, we wish to estimate:

- (1) their inter-camera correlation,
- (2) and their spatial-temporal dependencies.

Moreover, we aim to answer the question:

What visual representations are more effective?

Motivation

- ★ Overcome the unreliability of manually selecting visual features from specific datasets;
- ★ Explore high-level structural constraints in coding low-level features for associating objects entities (supervised);
- ★ Employ co-occurrence statistics for constructing more reliable representations (unsupervised).

Contributions

- (1) A systematic investigation into the effectiveness of supervised versus unsupervised feature coding methods for learning inter-camera dependencies;
- (2) Evaluation of the sensitivity of learning inter-camera time correlation to the size of training data and the quality of scene region decomposition.

Methodology

- (i) **Supervised method:** Random Forest (RF) [1] for supervised feature coding;
- (ii) **Unsupervised method:** Latent Dirichlet Allocation (LDA) [2] for mapping low-level features to code-words that capture topic distributions;

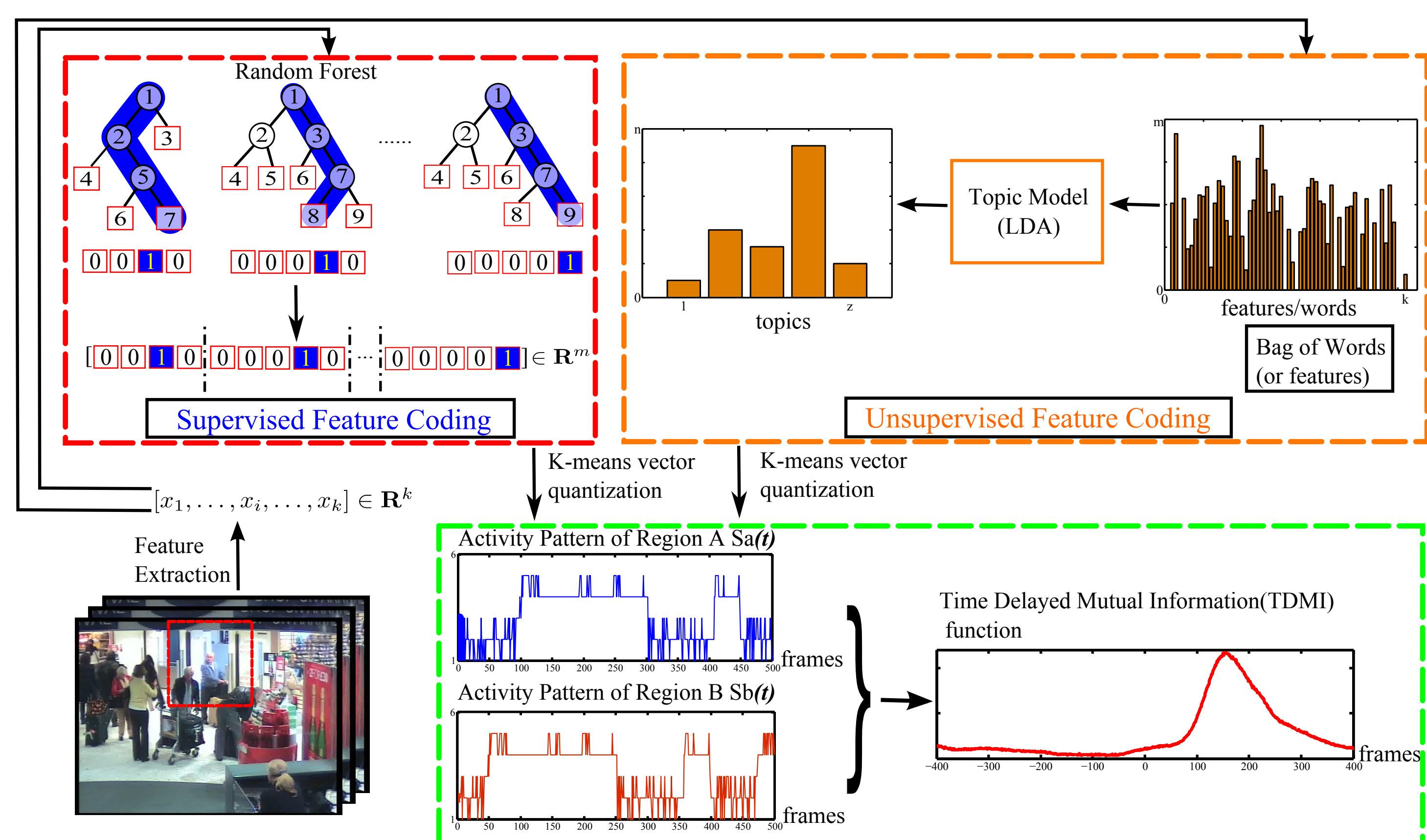


Figure 1: An overview of feature coding comparison for learning inter-camera dependencies.

- (iii) **Time Delayed Dependency Inference:** Time Delayed Mutual Information (TDMI) [3] for learning inter-camera dependencies with the aforementioned feature codes;
- (iv) A new metrics called **Mutual Information Margin (MIM)** proposed for evaluating different feature coding methods:

$$\Delta \mathcal{I} = \frac{\delta(\mathcal{I}_{\text{con}}) - \delta(\mathcal{I}_{\text{uncon}})}{\delta(\mathcal{I}_{\text{con}})}, \quad \delta(\mathcal{I}) = \max(\mathcal{I}) - \min(\mathcal{I}), \quad (1)$$

where \mathcal{I}_{con} and $\mathcal{I}_{\text{uncon}}$ denote the TDMI function yielded by the connected and unconnected pairs of regions.

Experiments

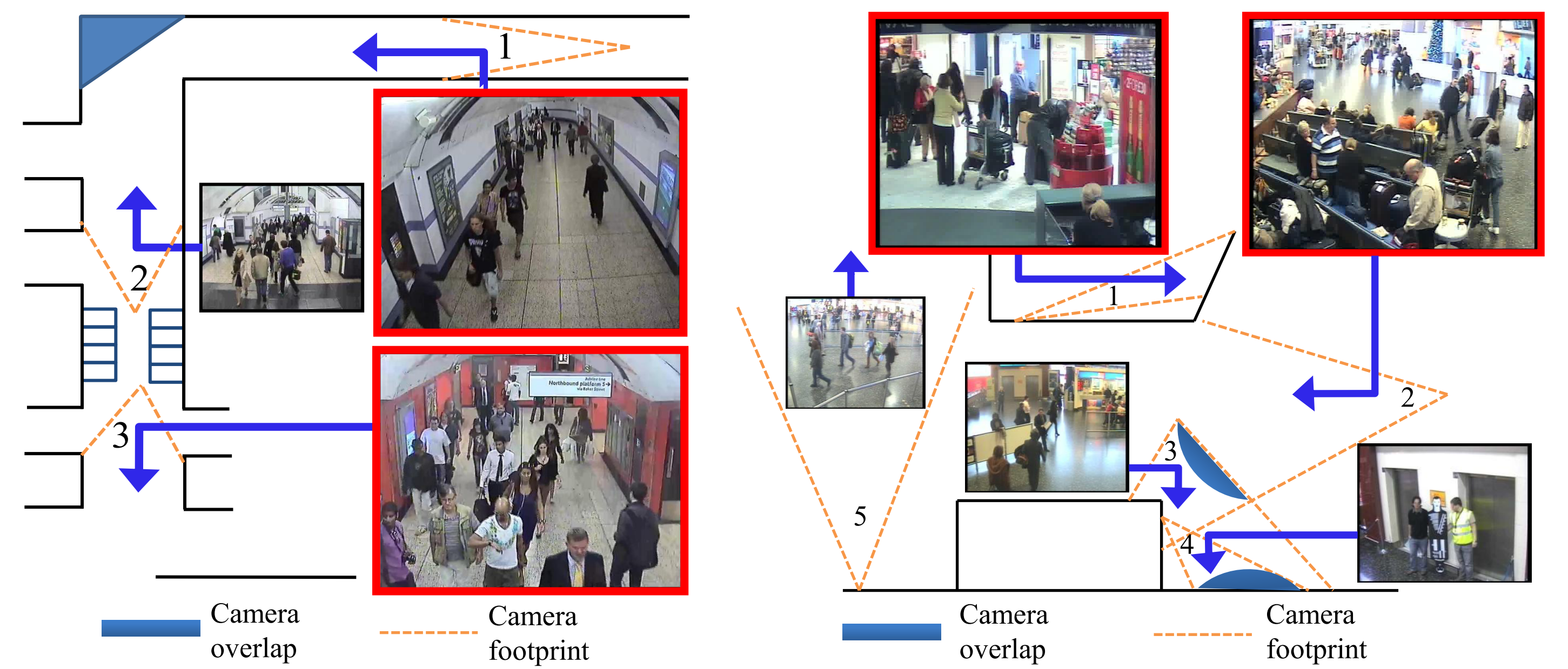


Figure 2: The layout and example views of an Underground Station (US) dataset (left) and the i-LIDS (right) dataset.

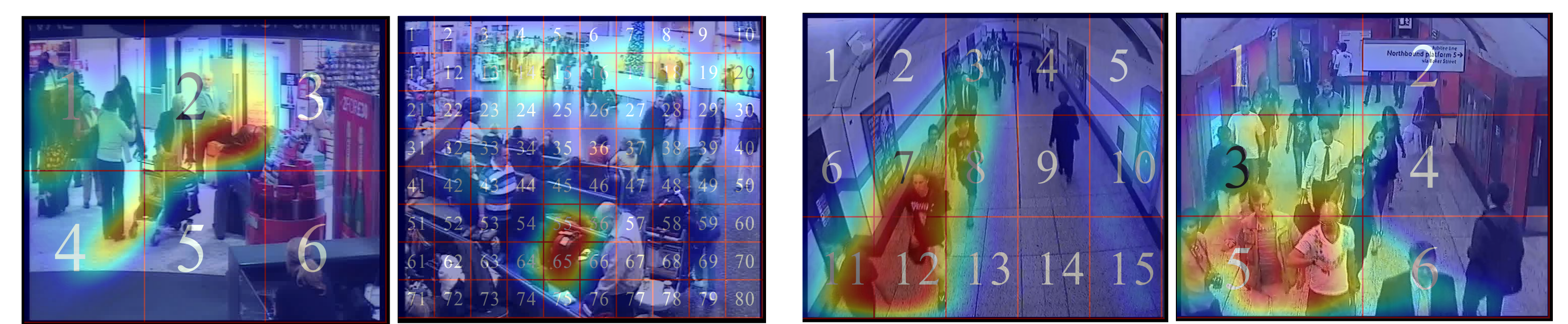


Figure 3: Motion Saliency Maps obtained on the US and the i-LIDS datasets. The selected regions are labelled by black digits.

| Feature Codings | MI-MIM (US) | MI-MIM (i-LIDS) |
|---------------------|---------------|-----------------|
| RF pred | 5.1530 | 7.8577 |
| tree code | -1.7979 | -1.7847 |
| RF pred + tree code | -2.3839 | -1.0335 |
| topic code | 9.9057 | 16.6349 |

Table 1: **Sensitivity to the length of the training sequence:** the average improvement in MIM of different feature coding methods over the k-means vector quantisation based representation. Mean improved MIM (MI-MIM) was computed by averaging individual percentage of improvement over the testing range.

| Feature Codings | MI-MIM (US) | MI-MIM (i-LIDS) |
|---------------------|----------------|-----------------|
| RF pred | 10.7670 | 13.1541 |
| tree code | 7.8714 | 2.0040 |
| RF pred + tree code | 7.6564 | 3.5522 |
| topic code | 14.3076 | 4.1265 |

Table 2: **Sensitivity to region decomposition:** Mean Improved MIM was computed following the same steps as explained in Table 1.

Experiment 1: sensitiveness to the size of training data

- (1) Topic code gave the most favourable results (see Table 1);
- (2) Suggest that feature coding methods can suppress noisy dependencies between unconnected region pairs.

Experiment 2: sensitiveness to the quality of region decomposition

- (1) Topic code shows the best performance for the US dataset while RF pred for the i-LIDS dataset (see Table 2);
- (2) Suggest that person count and topic clusters can be useful cues for inter-camera dependency learning.

Conclusion:

- (1) Investigate the effectiveness of supervised (RF) and unsupervised (LDA) feature coding methods for learning inter-camera correlations;
- (2) RF and LDA coding schemes outperform the k-means vector quantisation in robustness to small training data size;
- (3) The coded features are more reliable to poor scene region decomposition;
- (4) Feature coding can suppress noisy dependencies while capture inherent correlations between camera views.

References

- [1] Breiman. Machine Learning, 45(1):5–32, 2001.
- [2] Blei, Ng, Jordan. J. Machine Learning Research, 3:993–1022, 2003.
- [3] Loy, Xiang, Gong. IEEE Trans PAMI, 34(9):1799–1813, 2012.